

Digital EGM – Participant Guideline:

To Join Virtual EGM Please follow below steps:

1. Download MS Teams:

To download desktop versions, go to <https://aka.ms/getteams>.


To download Mobile version, please download “MS Teams” from Google Play store (Android Phone)/ Apple App store(iPhone/iPad).



2. Once app download is completed, please click on below box to join the Meeting.

[EGM 2020 – Meeting Link](#)

3. After allowing the link to open with MS Teams app, below screen will appear. Click on Join as a Guest.

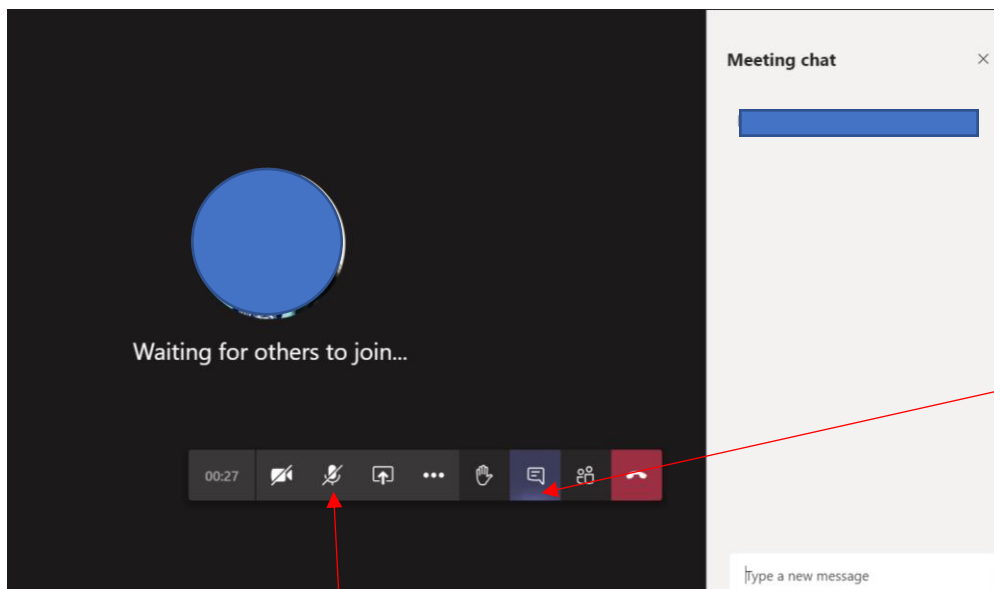


4. Once you click, below screen will appear. Please write your **BO ID Number - Name** and Click "Join Meeting".



Type your name, then select
Join meeting.

5. Once you Join the meeting, please keep your Microphone on Mute. You can easily post your queries on the Chat window anytime.



Click on Chat
to post any
query

Keep your Mic on Mute